

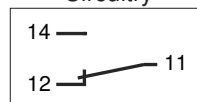
KP MC Series

Enclosed Basic Switch

- Changeover circuit rating 16A
- Internal M3 Series basic switch
- Painted metal enclosure
- Side fixation or by bottom flange
- Long life mechanism
- Plunger and adjustable lever actuators



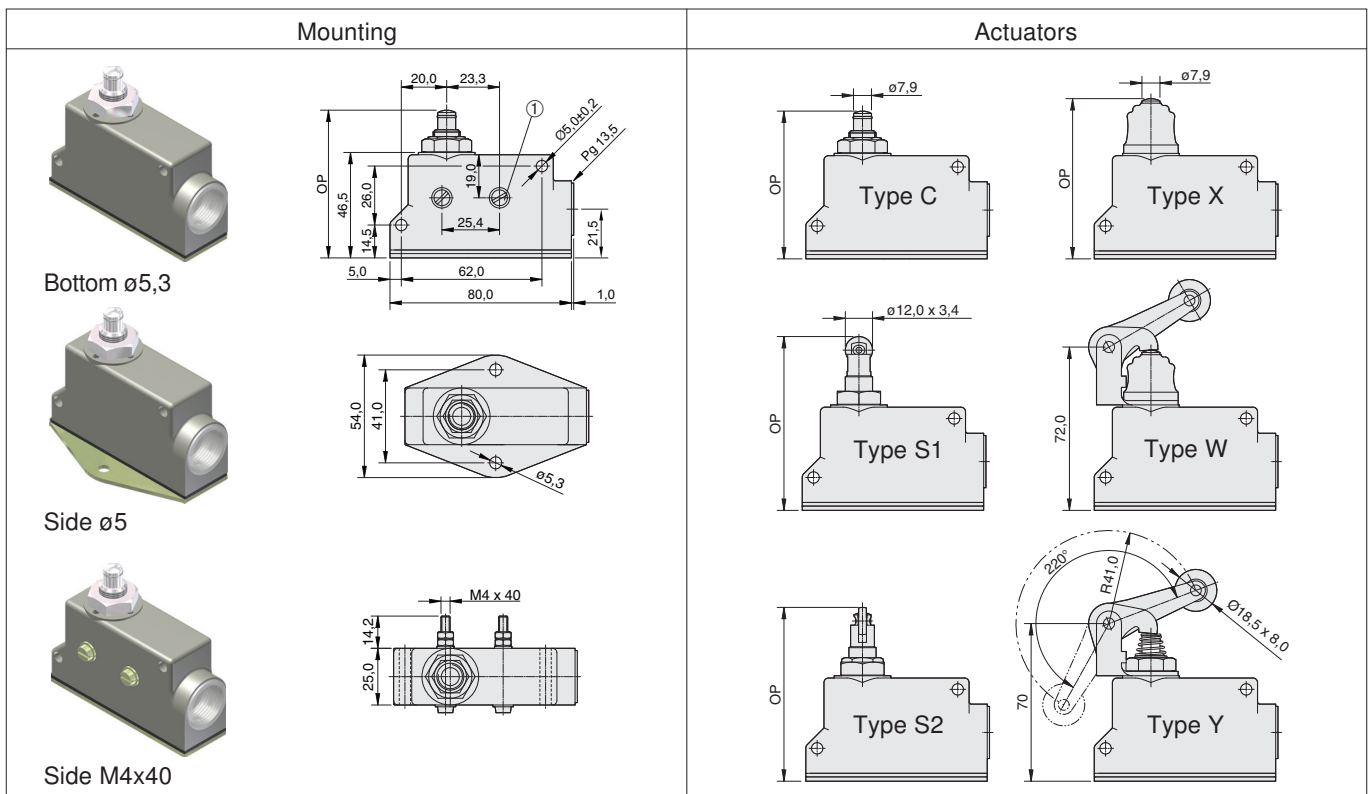
Circuitry



Specifications


Maximum Rated Voltage	250V~ 50/60Hz
Maximum Rated Current	16(3)A (16A resistive load or 3A motor load power factor not less than 0,6)
Contact Resistance	50mΩ maximum initial (at 1A 5Vdc)
Ambient Temperature	+85°C maximum
Degree of Protection (IEC 60529)	Mounting Bottom ø5,3 or Side ø5: IP44 types C, S and Y; IP54 types X and W Mounting M4x40: IP40 types C, S and Y; IP50 types X and W (with cable gland assembled; cable gland with IP equal or higher than to those specified)
Operating Speed	0,05mm/sec minimum to 1m/sec maximum (at pin plunger)
Mechanical Life Expectancy	1.000.000 cycles
Electrical Life Expectancy	50.000 cycles
Materials	Enclosure: Painted Zamak Plunger: Nickel Plated Brass Lever: Zinc Plated Steel

Dimensions (in mm)



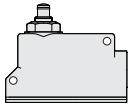
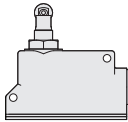
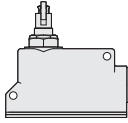
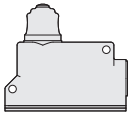
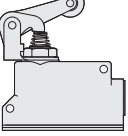
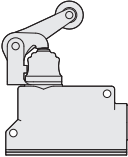
① Screws available only for side mounting M4x40

Ordering Information

M C 4 C		
Series		
Mounting		Actuator
Bottom ø5,3 = 4		Plunger = C
Side ø5 = 5		Protect Plunger = X
Side M4x40 = 6		Roller Plunger = S1
		Cross Roller Plunger = S2
		Adjustable Roller Lever = Y
		Adjust. Roller Lever with Protect Plunger = W
		Cable Gland (See Catalog ZA)
		

Characteristics

Terminology: OF ... Operating Force DT ... Differential Travel
 OP ... Operating Position OT ... Overtravel
 PT ... Pretravel

Actuator	OF max (gf)	OP (mm)	PT max (mm)	DT max (mm)	OT min (mm)
C 	400	63,5 ± 1,2	0,7	0,15	4,2
S1 	400	75,0 ± 1,5	0,7	0,15	3,7
S2 	400	75,0 ± 1,5	0,7	0,15	3,7
X 	600	69,0 ± 1,2	0,7	0,15	4,2
Y 	600	adjustable	-	0,4	6,0
W 	600	adjustable	-	0,4	6,0

Subject to change without prior notice